



Thank you for using Motion Concepts eForms.

Motion Concepts is pleased to offer you an upgraded solution to your ordering process. Our enhanced order forms allow you to fill out a form electronically, print and fax the form, save and email* it to Customer Service, or maintain the business practices that work for you today. The format has been revised to reveal a cleaner look with electronic selection and input functions.



Adobe Acrobat Reader DC

* Interactive functions of our new forms work best with the latest version of Adobe Acrobat Reader DC visit <https://get.adobe.com/reader/> to download and install on your PC or Mac or visit Google Play/ iTunes to download the Adobe Acrobat Reader DC app for your device.

Save

Adobe Acrobat Reader DC allows you to save this form with your content - to complete later or use as a starting point for your next form. Please note that content must be added and saved in Acrobat - saving content from completed forms in the browser may not be possible.

SAVE

Submit

Adobe Acrobat Reader DC allows you to submit this form electronically via your email client.

Simply click the submit button below and step through the simple process.

SUBMIT

CLEAR FORM

Print

If you do not have access to Adobe Acrobat Reader DC simply print this form and complete it by hand and fax it to our Customer Service Department at:

888-433-6818

PRINT FORM



ULTRA LOW MINI CG POWER POSITIONING SYSTEM ON ROVI X3 BASE

US PRICE LIST AND ORDER FORM - Price Effective May 1, 2025

PRINT FORM

SAVE

CLEAR FORM

Motion Concepts Customer Service: 1-888-433-6818

quotes@motionconcepts.com

REQUIRED INFORMATION

Quote Order

Date of Order: _____ Dealer Account #: _____

Dealer Name: _____

PO #: _____ Tag: _____

Purchasing Contact: _____

Phone: _____ Fax: _____

E-mail: _____

ATP/Therapist: _____

Ship to Address: _____

City: _____ State: _____

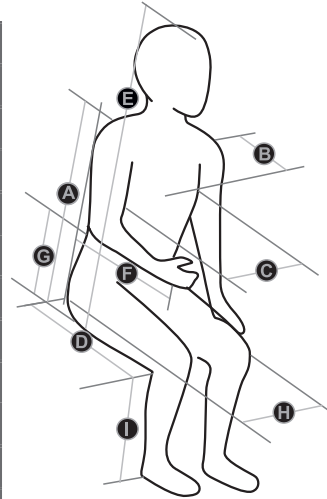
Zip: _____ Client Gender: M F

Special Client Conditions: _____

REQUIRED MEASUREMENTS

To ensure system is accurately configured please fill in all **REQUIRED*** measurements

Client Height*	
Client Weight (lbs)*	
A. Seat to Shoulder	
B. Trunk Depth	
C. Chest Width	
D. Knee to Back	
E. Seat to Top of Head	
F. Back to Joystick	
G. Seat to Elbow	
H. Hip Width	
I. Knee to Heel*	
Cushion Thickness*	



BASE VITALS

HCPCS CODES	K0856, K0861
SUSPENSION SYSTEM	Active Ride Control (ARC)
BASE WIDTH	23.25"
BASE LENGTH	36.5"
DRIVE WHEEL SIZE ⁽¹⁾	14"
CASTER WHEEL SIZE (front/rear)	6"
TURNING RADIUS	19.5"
DRIVETRAIN	4-pole Motors

⁽¹⁾ All X3 wheels come with solid inserts

⁽²⁾ Actual driving range and speed may vary due to factors such as user weight, type and grade of terrain, battery condition & charge level; type and condition of the drive wheels, and variations in the drive and control systems.

BATTERIES	2 x M34
BATTERY CHARGER	8A, Off Board
BATTERIES WEIGHT (each)	38.5 lbs (M34)
RANGE ⁽²⁾	17.7 miles
WEIGHT CAPACITY	300 lbs
BASE WEIGHT (w/o batteries)	157 lbs
GROUND CLEARANCE	3"
MAXIMUM SPEED	6.2 mph

SINGLE POWER OPTION K0856

MULTIPLE POWER OPTIONS K0861



Ultra Low Mini CG Power Positioning System

Rovi X3 Base

Dealer Name: _____

Dealer Account Number: _____

PO #: _____

Tag: _____

SINGLE POWER BASE OPTIONS⁽¹⁾

- 888WNLEX3-SP ROVI X3 VR2
5.0 mph Motors
HCPCS code K0856.....\$6,795
- 888WNLEX3-MPS ROVI X3 R-NET⁽²⁾
5.8 mph Quick Speed Motors
HCPCS code K0856.....\$7,395

1. Includes: Active Ride Control suspension, tie-down hardware for 4-point strap system, 8 amp off-board charger, flat free inserts and positioning belt. Weight capacity is 300 lbs. Must select Joystick separately.
2. R-Net Controller and Harness required

MULTIPLE POWER BASE OPTION⁽¹⁾

- 888WNLEX3-MPM ROVI X3 R-NET⁽²⁾
5.8 mph Quick Speed Motors
HCPCS code K0861.....\$7,395

1. Includes: Active Ride Control suspension, tie-down hardware for 4-point strap system, 8 amp off-board charger, flat free inserts and positioning belt. Weight capacity is 300 lbs. Must select Joystick separately.
2. R-Net Controller and Harness required

SEAT-TO-FLOOR HEIGHT⁽¹⁾

- STF18375 18.375" Seat-To-Floor.....N/C
- STF19375 19.375" Seat-To-Floor.....N/C
- STF20375 20.375" Seat-To-Floor.....N/C

1. Seat-to-floor height is measured at the front of the seat pan based on a standard seat size. Seat-to-floor height may vary +/- .25" dependent on condition of the power base and seat depths greater than 18"

WHEELCHAIR TRANSPORT BRACKETS

- XBKTS Wheelchair Transport Brackets⁽¹⁾.....\$250
- XRO Transport Ready Option⁽²⁾⁽⁴⁾.....\$275
- XROE Transport Ready Option for Elevate⁽²⁾⁽³⁾⁽⁴⁾.....\$275

1. For unoccupied use only
2. XRO meets ISO-7176 Part 19
3. Required for Elevate Systems to meet ISO-7176 Part 19, includes two additional tie-down loops on rail.
4. Must select a Motion Concepts or Matrix Elan headrest with hardware and Motion Concepts Standard Rehab, High Back or Matrix Upgradeable back. Comes with pelvic safety belt standard, please select XROBELT on page 5.

TIRE OPTIONS

- STIRES Standard Solid Tires..... STD
- PTIRES Pneumatic Tires.....\$199

HIGHSPEED MOTORS AND ENHANCED DRIVING⁽¹⁾

- HSM62 Optional 6.2 mph High Speed Motors⁽²⁾.....\$950
Must order OnTraxx Enhanced Driving Module
- OEDM OnTraxx Enhanced Driving Module⁽³⁾
HCPCS code K0108.....\$750

1. Not available with VR2 Bases.
2. When selecting an increased speed motor package there is a reduction in torque output by roughly 15%.
3. Recommended for use with Specialty Drive Controls

R-NET CONTROLLER AND HARNESS⁽¹⁾

- D51109 R-Net Expandable Controller
HCPCS code E2377.....\$615
- REH R-Net Harness Expandable Controller
HCPCS code E2313.....\$595

1. Required for R-Net Bases

JOYSTICKS

- D50677 VR2 Non-Expandable Joystick
Drive Only⁽¹⁾.....N/C
- D50680 VR2 Non-Expandable
with 2 Actuator Controls⁽¹⁾.....N/C
- D51122 R-Net LED Joystick⁽²⁾⁽³⁾.....N/C
- D51108 R-Net LED Joystick for Lights⁽²⁾⁽⁴⁾.....N/C
- D51165 R-Net Color Remote Joystick
with Monojacks⁽²⁾⁽⁵⁾.....\$600
- D50982 R-Net Color Remote Joystick
with Monojacks for Lights⁽²⁾⁽⁴⁾.....\$600
- D51711 R-Net Advanced Joystick⁽²⁾⁽⁵⁾.....\$995

1. For VR2 Bases only. Fender lights operate through Single Push Button.
2. For R-Net Bases only.
3. Must order Through Switch Electronics (SFCB, MFCBS). Fender lights operate through separate Single Push Button.
4. Must order Through Joy Electronics (SFCBA, DFCBD, MFCBD). Fender lights operate through Joystick Buttons.
5. 3.5" high-resolution VGA color display, IR Control as standard, includes integrated Bluetooth Module. If selecting Through Switch Electronics (SFCB, MFCBS), fender lights will operate through separate Single Push Button. If selecting Through Joy Electronics (SFCBA, DFCBD, MFCBD), fender lights will operate through Joystick Buttons.

LIGHTED FENDER

- BWFL  Blizzard White (Metallic)
- OCFL  Orange Crush
- MGFL  Motion Green
- BCFL  Black Carbon (Matte)
- BPFL  Black Panther (Gloss)
- CARFL  Candy Apple Red (Metallic)
- GGFL  Graphite Grey (Metallic)
- IBFL  Indigo Blue
- MYFL  Mellow Yellow
- NBFL  Nordic Blue
- RDPFL  Razzle Dazzle Pink (Metallic)
- PRFL  Purple Reign

MATCHING BATTERY DOORS

- MBD Matching Battery Doors.....\$495
(Select fender color first)

CUSTOM DESIGNS

Please see form number TRD0607 - ROVI Custom Designs Price Sheet, for Custom/Dipped Fender colors, battery door and other personalized options.

Ultra Low Mini CG Power Positioning System

Rovi X3 Base

Dealer Name: _____

Dealer Account Number: _____

PO #: _____

Tag: _____

LUCI INTERFACE OPTION

LUCI LUCI Interface Ready⁽¹⁾⁽²⁾⁽³⁾⁽⁴⁾ N/C

1. LUCI system must be ordered through LUCI directly
2. Not available with 17" seat to floor height
3. Only available with center mount leg rests.
4. Not available with XRO/XROE

OMNI 2 CONTROL MODULE FOR R-NET

OMNI2 OMNI 2 Control Module⁽¹⁾ \$1,995

Includes:

- D51709 R-Net Omni 2 Display Section Bluetooth
- D51710 R-Net Omni2 Input Section USB

Select Cable Assembly Length:

- SA81774MK1500 1500 mm (4' 11")
- SA81774MK2000 2000 mm (6' 7")
- SA81774MK2500 2500 mm (8' 2")

Select Mount:

- ARMS260-ROVI Adjustable Swing-Away Mount - Omni
HCPCS code E1028 \$295

Select mounting position

- OR Right Mounted
- OL Left Mounted

1. Requires an R-Net Controller and Harness of Page 2

THIRD PARTY SPECIALTY CONTROLS

Motion Concepts Install recommended

Installed at Motion Concepts: YES NO

Type: _____

- Specialty Control Mount: Right Left
- Display Mount: Right Left
- Mode Switch Mount: Right Left
- On/Off Mount: Right Left

Notes

JOYSTICK MOUNT

Arm Mounted

800914-067-03 Fixed Joystick Mounting N/C

Select mounting position

- FR Right Mounted
- FL Left Mounted
- MRR Maxx Resolve Swing-Away Joystick Mount
(Right Hand) HCPCS code E1028 \$395
- MRL Maxx Resolve Swing-Away Joystick Mount
(Left Hand) HCPCS code E1028 \$395
- SAQR Motion Height Adjustable Swing-Away
Quad Link (Right Hand)
HCPCS code E1028 \$235
- SAQL Motion Height Adjustable Swing-Away
Quad Link (Left Hand)
HCPCS code E1028 \$235
- 70-JS200 Retract 4 Swing-Away Mount⁽¹⁾
HCPCS code E1028 \$325

Select mounting position

- R4R Right Mounted
- R4L Left Mounted

Rear Push Bar Mounted

- RPBMR Right \$140
- RPBML Left \$140
- RPBMC Center \$140

JOYSTICK KNOB - OPTIONAL

- SA80941 "T" Handle HCPCS code E2323 \$115
- SA72441 Ball Handle HCPCS code E2323 \$115
- PC101B-20 BodyPoint 3" U-Shaped HCPCS code E2323 \$120
- PC102B-20 BodyPoint 4" U-Shaped HCPCS code E2323 \$120
- PC104B-20 BodyPoint Straight Handle HCPCS code E2323 ... \$120
- PC107B-20 BodyPoint Domed Rubber HCPCS code E2323 ... \$120

R-NET ATTENDANT CONTROLLER

D50882 R-Net Attendant Control HCPCS code E2331 \$950

Select mounting position

- RPBMR Right
- RPBML Left
- RPBMC Center

ELECTRONIC OPTIONS

- D50883 R-Net Output Module (EMC)⁽¹⁾ \$995
- D51580 R-Net Bluetooth Module IOS Apple⁽¹⁾ \$895
- D51111 R-Net Bluetooth Module Android/PC⁽¹⁾ \$895

1. Requires an R-Net Controller and R-Net Color Remote joystick with these options

ELECTRONIC PROGRAMMER

D51812 R-Net PC Programmer with Dongle \$750

Ultra Low Mini CG Power Positioning System

Rovi X3 Base

NOTE: Systems Include Seat Pan, Back Pan, and Standard Armrests. They are designed for use with a 2" - 3" cushion

POWER POSITIONING SYSTEMS⁽¹⁾

- MULMT Ultra Low Maxx CG Tilt (50°) Only System⁽¹⁾
HCPCS code E1002 \$6,595
- MULMTRE Ultra Low Maxx CG Tilt (50°) & Power Recline (170°) w/Extended Shear Reduction(ESR)⁽¹⁾
HCPCS code E1007 \$10,795
- MULMRE Ultra Low Maxx Power Recline (170°) w/Extended Shear Reduction(ESR)
HCPCS code E1004 \$5,450
- MULME Ultra Low Maxx 12" Elevating Lift Seat Only⁽²⁾ HCPCS code E2298 \$4,995
Weight capacity up to 175lbs

1. Tilt will be reduced to 45° if adding an Elevating Lift Seat Module
2. Seat depths of 11" and 12" are limited to 150 lbs

ADD: POWER ADJUSTABLE SEAT HEIGHT MODULE

- ESM12 12" Power Adjustable Seat Height Module⁽¹⁾⁽²⁾
HCPCS code E2298 \$2,495
Weight capacity up to 175lbs

1. Uses an integrated Tilt/Lift mechanism, tilt is 45° and the seat to floor height is not affected by the Elevating Lift Seat.
2. Seat depths of 11" and 12" are limited to 150 lbs

MODULES - MUST SELECT SYSTEM TO ADD MODULES

- PRETILT 5° Fixed Pre-Tilt⁽¹⁾ N/C
 - PRM8 8° Precline Module⁽²⁾ N/C
 - PRM30 30° Precline Module⁽²⁾
HCPCS code K0108 \$500
 - ERSSP Programable Electronic Recline Function Start & Stop⁽³⁾ \$400
- Specify:
Start: _____degrees Stop: _____degrees

1. This Fixed Pre-tilt option adds approximately 2" to the front seat to floor height.
2. Total degrees of recline is 170° ie. if 30° of precline is used, then 140° of recline will be available. Must order Recline System
3. Requires Multi-Function M610 through Drive Control (MFCBD). Set range between 90° and 170°. Will be set to factory settings unless specified.

SMALL ADULT SEAT WIDTH SETTINGS

- MSW11 11" Wide (Adjustable from 11" to 15") N/C
- MSW12 12" Wide (Adjustable from 11" to 15") N/C
- MSW13 13" Wide (Adjustable from 11" to 15") N/C
- MSW14 14" Wide (Adjustable from 11" to 15") N/C
- MSW15 15" Wide (Adjustable from 11" to 15") N/C

SMALL ADULT SEAT DEPTH SETTINGS

- MSD11 11" Deep (Adjustable from 11" to 15") N/C
- MSD12 12" Deep (Adjustable from 11" to 15") N/C
- MSD13 13" Deep (Adjustable from 11" to 15") N/C
- MSD14 14" Deep (Adjustable from 11" to 15") N/C
- MSD15 15" Deep (Adjustable from 11" to 15") N/C

Dealer Name: _____

Dealer Account Number: _____

PO #: _____

Tag: _____

MATRIX SEAT CUSHIONS



Matrix Seat Cushion Options available on separate form TRD0739 Matrix Products for Ultra Low Maxx Mini Systems US Price List and Order Form

LAP BELTS

- BELT48 Push Button Style Lap Belt, Length 48"⁽¹⁾ STD
 - BELT60 Push Button Style Lap Belt, Length 60"⁽¹⁾ STD
 - BELT71 Push Button Style Lap Belt, Length 71"⁽¹⁾ STD
 - MBPHB Mini Bodypoint Padded Lap Belt 2 Point⁽²⁾
HCPCS code E0978 \$175
 - TROBELT37 Safety Belt for use only with XRO & XROE. N/C
1. Not available with XRO and XROE.
2. 67" length only option

MOTION CONCEPTS HEADREST PAD

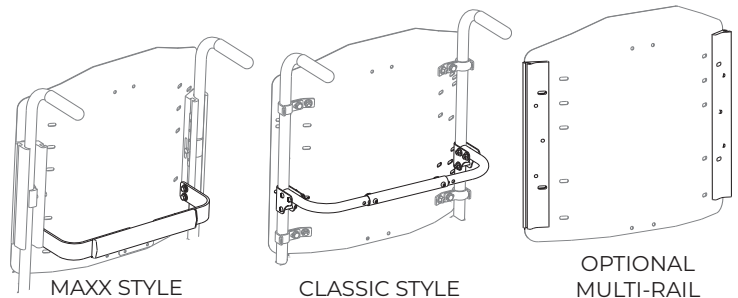
- MCSH Motion Concepts Standard \$295
- FM Fixed Mounting N/C
- OHR OMIT: Headrest N/C



Matrix Elan Headrests and Hardware available on separate form TRD0739 Matrix Products for Ultra Low Maxx Mini Systems US Price List and Order Form

TILT ONLY BACK CANE/SPREADER BAR OPTION⁽¹⁾

- MSBSB Maxx Style Back Adjustable Spreader Bar STD
Adjust height easily on back canes
- CSBSB Classic Style Back Adjustable Spreader Bar(2) .. \$100
- OMR Optional Multi-Rail \$150
Standard Rehab Back with Classic Style Spreader Bar Only.



Ultra Low Mini CG Power Positioning System

Rovi X3 Base

Dealer Name: _____

Dealer Account Number: _____

PO #: _____

Tag: _____

STANDARD BACK CANES - FOR TILT SYSTEMS

- SBC14 14" Straight Back Canes STD
- SBC16 16" Straight Back Canes STD
- SBC18 18" Straight Back Canes STD
- SBC20 20" Straight Back Canes STD

Select Cane Angle

- BA75 75° BA79 79° BA85 85° BA90 90° BA95 95°
- BA101 101° BA106 106° BA112 112° BA116 116°

CANE OPTIONS - FOR RECLINE SYSTEMS

- RPMS Push Handles for Recline - Straight⁽¹⁾ (pair)\$350
- RPHA Push Handles for Recline - Angled⁽¹⁾ (pair)\$350

1. 4" of total vertical mounting adjustment.

FINISHED BACK HEIGHT⁽¹⁾⁽²⁾ - FOR TILT ONLY/ELEVATE ONLY

- FBT14 14" FBT15 15" FBT16 16" FBT17 17"
- FBT18 18" FBT19 19" FBT20 20" FBT21 21"
- FBT22 22" FBT23 23" FBT24 24" FBT25 25"

1. 4" Gap from the seat pan to the bottom of back pan is recommended.
2. Finished back height is measured from seat pan to top of backrest.

FINISHED BACK HEIGHT⁽¹⁾⁽²⁾ - FOR RECLINE OR TILT/RECLINE

- FBR16 16" FBR17 17" FBR18 18" FBR19 19"
- FBR20 20" FBR21 21" FBR22 22" FBR23 23"
- FBR24 24" FBR25 25"

1. 6" Gap from the seat pan to the bottom of back pan is recommended.
2. Finished back height is measured from seat pan to top of backrest.

STANDARD BACK OPTIONS

- SRB Standard Rehab Back & CushionN/C
 - SS Additional Super Soft/HR Foam⁽¹⁾ \$450
 - MFU Matrix Fabric Upcharge \$450
 - OBC OMIT: Back Cushion(\$25)
- PIPF Flat Planar Interface/l-Back Plate⁽²⁾⁽³⁾⁽⁵⁾ \$125
- PIPR Recessed Planar/l-Back Interface Plate⁽²⁾⁽³⁾⁽⁵⁾⁽⁶⁾... \$125
- ORBC OMIT: Rigid Back & Cushion⁽⁴⁾.....(\$75)

1. Additional foam added may impact seat depth
2. Not available on tilt only or tilt/elevate systems, for use with Recline Module.
3. Required with all Recline Systems when no back is selected. May also be used as an interface for after market backs.
4. Not available with Recline/ESR or Recline/PSB.
5. Not available with XRO and XROE.
6. Fits Comfort Company, Freedom, Pindot and Moulded Backs. ble with this option.



Matrix Upgradable Back Options available on separate form TRD0739 Matrix Products for Ultra Low Maxx Mini Systems US Price List and Order Form

FREEDOM BACK AND SEAT INTERFACE HARDWARE⁽¹⁾

Freedom Back Interface Hardware for Tilt Only

- FBIFM Flush Mount \$125
Back can be seat width or up to 4" narrower
- FBITRM Recessed Mount \$125
Back must be 4" less than seat width

Freedom Back Interface Hardware with Recline

- FBIRFM Flush Mount \$125
Back can be seat width or up to 5" narrower
- FBIRRM Recessed Mount \$125
Back must be 5" less than seat width

- FSIP Freedom Seat Interface Hardware \$125
Seat can be up to 3" less than system width

1. Not available with XRO and XROE.

CHEST STRAPS - ABDOMINAL SUPPORT HCPCS code E0960

- MCS2P Mini BP Padded Chest Strap 2 Point..... \$195
- MFUXS BP Monoflex, Underarm RLS S(2.25" x 12.25") ... \$195
- MFUS BP Monoflex, Underarm RLS S(3" x 15.5") \$195
- MFCXS BP Monoflex, Center RLS S(2.25" x 12.25") \$195
- MFCS BP Monoflex, Center RLS S(2.5" x 15.5") \$195

TILT ARMRESTS

- PDM1 Dual Post Adj.Height 6.5"-9.5" STD
- PDM2 Dual Post Adj.Height 9.75"-12.75" STD
- PDM3 Dual Post Adj. Height 12.75"-15.75" STD

- OCTA4 Outback Cantilever
Tilt Armrest 5.5"-9" \$350

- OCTA5 Outback Cantilever
Tilt Armrest 8.5"-12" \$350

- OCTA6 Outback Cantilever
Tilt Armrest 11.5"-15.5" \$35

RECLINE ARMRESTS

- PRM1 Reclining Adj.Height 7"-8.25" STD
- PRM2 Reclining Adj.Height 9.5"-13" STD
- PRM3 Reclining Adj. Height 13"-16" STD

- OCRA4 Outback Cantilever
Recline Armrest 6" - 9.5" \$350

- OCRA5 Outback Cantilever
Recline Armrest 9.5" - 12.5" \$350

- OCRA6 Outback Cantilever
Recline Armrest 12.5" - 15.5" \$350

ARMREST TUBE LENGTH - PLEASE SPECIFY

- ATFL Left Full STD
- ATDL Left Desk STD
- ATFR Right Full STD
- ATDR Right Desk STD

Ultra Low Mini CG Power Positioning System

Rovi X3 Base

Dealer Name: _____

Dealer Account Number: _____

PO #: _____

Tag: _____

ARMPADS

Standard

<input type="checkbox"/> SAPFL	Left Full (2.25" x 14")	STD
<input type="checkbox"/> SAPDL	Left Desk (2.25" x 10")	STD
<input type="checkbox"/> SAPML	Left Mini (2.25" x 7")	STD
<input type="checkbox"/> SAPFR	Right Full (2.25" x 14")	STD
<input type="checkbox"/> SAPDR	Right Desk (2.25" x 10")	STD
<input type="checkbox"/> SAPMR	Right Mini (2.25" x 7")	STD

Waterfall Arm Pads

<input type="checkbox"/> WAPFL	Left Full (13")	\$50
<input type="checkbox"/> WAPDL	Left Desk (9")	\$50
<input type="checkbox"/> WAPFR	Right Full (13")	\$50
<input type="checkbox"/> WAPDR	Right Desk (9")	\$50

Modular Arm Pad - Left⁽¹⁾

<input type="checkbox"/> MAPTFL	Left Tray Full (14")	\$55
<input type="checkbox"/> MAPTDL	Left Tray Desk (10")	\$55
<i>Select Pad Insert below:</i>		
<input type="checkbox"/> ISSFL	Iskin - Integrated soft skin foam	
<input type="checkbox"/> SCVFL	Startex Covered Visco foam	

Modular Arm Pad - Right⁽¹⁾

<input type="checkbox"/> MAPTFR	Right Tray Full (14")	\$55
<input type="checkbox"/> MAPTDR	Right Tray Desk (10")	\$55
<i>Select Pad Insert below:</i>		
<input type="checkbox"/> ISSFR	Iskin - Integrated soft skin foam	
<input type="checkbox"/> SCVFR	Startex Covered Visco foam	

Flat Multi Position Arm Pads

<input type="checkbox"/> MPAFL	Left Full (14")	\$55
<input type="checkbox"/> MPADL	Left Desk (10")	\$55
<input type="checkbox"/> MPAML	Left Mini (7")	\$55
<input type="checkbox"/> MPAFR	Right Full (14")	\$55
<input type="checkbox"/> MPADR	Right Desk (10")	\$55
<input type="checkbox"/> MPAMR	Right Mini (7")	\$55

Gel Pads

<input type="checkbox"/> GAPNL	Narrow Left Desk (2" x 12")	\$75
<input type="checkbox"/> GAPNR	Narrow Right Desk (2" x 12")	\$75
<input type="checkbox"/> GAPWL	Wide Left Desk (3.5" x 12")	\$75
<input type="checkbox"/> GAPWR	Wide Right Desk (3.5" x 12")	\$75
<input type="checkbox"/> GAPLL	Long Left Full (3.5" x 14")	\$90
<input type="checkbox"/> GAPLR	Long Right Full (3.5" x 14")	\$90

1. Requires interchangeable pad insert.

ARM ADDUCTOR PAD⁽¹⁾⁽²⁾

<input type="checkbox"/> AADSL	Left Small (6" x 2.25")	\$100
<input type="checkbox"/> AADSR	Right Small (6" x 2.25")	\$100
<input type="checkbox"/> AADLL	Left Large (8.5" x 2.25")	\$100
<input type="checkbox"/> AADLR	Right Large (8.5" x 2.25")	\$100

1. Only available with Modular or Flat Multi Position Arm Pads.
2. 1" thick pad, unlimited fore/aft adjustment.

ELBOW BLOCKS

Left Elbow Block⁽¹⁾

Select Pad Size and Both Extensions:

<input type="checkbox"/> EBXL	Size XS (3.25" x 4.25")	\$195
<input type="checkbox"/> EBSL	Size S (3.5" x 5.25")	\$195
<input type="checkbox"/> EBML	Size M (3.75" x 5.75")	\$195
<input type="checkbox"/> EBLL	Size L (4.25" x 6.5")	\$195
<input type="checkbox"/> LV3	Left Vertical Extension 3"	
<input type="checkbox"/> LV5	Left Vertical Extension 5"	
<input type="checkbox"/> LH5	Left Horizontal Extension 5"	
<input type="checkbox"/> LH7	Left Horizontal Extension 7"	

Right Elbow Block⁽¹⁾

Select Pad Size and Both Extensions:

<input type="checkbox"/> EBXR	Size XS (3.25" x 4.25")	\$195
<input type="checkbox"/> EBSR	Size S (3.5" x 5.25")	\$195
<input type="checkbox"/> EBMR	Size M (3.75" x 5.75")	\$195
<input type="checkbox"/> EBRL	Size L (4.25" x 6.5")	\$195
<input type="checkbox"/> RV3	Right Vertical Extension 3"	
<input type="checkbox"/> RV5	Right Vertical Extension 5"	
<input type="checkbox"/> RH5	Right Horizontal Extension 5"	
<input type="checkbox"/> RH7	Right Horizontal Extension 7"	

1. Prevents arm from slipping.

MAXX LATERAL TRUNK SUPPORTS⁽¹⁾

Lateral Trunk Support Left HCPCS code E0956

<input type="checkbox"/> LATXL	Size XS (3.25" x 4.25")	\$100
<input type="checkbox"/> LATSL	Size S (3.5" x 5.25")	\$100
<input type="checkbox"/> LATML	Size M (3.75" x 5.75")	\$100
<input type="checkbox"/> LATLL	Size L (4.25" x 6.5")	\$100
<i>Add:</i>		
<input type="checkbox"/> SALATL	MAXX Style Swing Away Hardware - Left ⁽²⁾ HCPCS code E1028	\$195
<input type="checkbox"/> ATLL	Additional Telescoping Link - Left ⁽³⁾	\$75

Lateral Trunk Support Right HCPCS code E0956

<input type="checkbox"/> LATXR	Size XS (3.25" x 4.25")	\$100
<input type="checkbox"/> LATSR	Size S (3.5" x 5.25")	\$100
<input type="checkbox"/> LATMR	Size M (3.75" x 5.75")	\$100
<input type="checkbox"/> LATLR	Size L (4.25" x 6.5")	\$100
<i>Add:</i>		
<input type="checkbox"/> SALATR	MAXX Style Swing Away Hardware - Right ⁽²⁾ HCPCS code E1028	\$195
<input type="checkbox"/> ATLR	Additional Telescoping Link - Right ⁽³⁾	\$75

1. Comes standard with Fixed Mount Hardware. Not available with Matrx PB, PB Elite Deep, and PB Deep Backs.
2. Comes standard with 1" telescoping link which gives 0-2.75" medial offset.
3. The amount of offset available may be impacted by back thickness.



Matrx Laterals available on separate form
TRD0739 Matrx Products for Ultra Low Maxx Mini Systems
US Price List and Order Form

Ultra Low Mini CG Power Positioning System

Rovi X3 Base

Dealer Name: _____

Dealer Account Number: _____

PO #: _____

Tag: _____

HIP AND KNEE SUPPORTS

Lateral Hip Support Left HCPCS code E0953

- HSPXLH Size XS (5.5" W x 4" H) \$120
- HSPSMLH Size S/M (7" W x 4" H) \$120
- HSPSLH Size S (7" W x 6" H) \$120
- HSPMLH Size M (9" W x 4" H) \$120
- HSPLLH Size L (13" W x 4" H) \$120

Lateral Hip Support Right⁽¹⁾ HCPCS code E0953

- HSPXRH Size XS (5.5" W x 4" H) \$120
- HSPSMRH Size S/M (7" W x 4" H) \$120
- HSPSRH Size S (7" W x 6" H) \$120
- HSPMRH Size M (9" W x 4" H) \$120
- HSPLRH Size L (13" W x 4" H) \$120

Lateral Knee Support Left⁽¹⁾ HCPCS code E0953

- HSPXLK Size XS (5.5" W x 4" H) \$120
- HSPSMLK Size S/M (7" W x 4" H) \$120
- HSPSLK Size S (7" W x 6" H) \$120
- HSPMLK Size M (9" W x 4" H) \$120
- HSPLLK Size L (13" W x 4" H) \$120

Lateral Knee Support Right⁽¹⁾ HCPCS code E0953

- HSPXRK Size XS (5.5" W x 4" H) \$120
- HSPSMRK Size S/M (7" W x 4" H) \$120
- HSPSRK Size S (7" W x 6" H) \$120
- HSPMRK Size M (9" W x 4" H) \$120
- HSPLRK Size L (13" W x 4" H) \$120

Add Removable Hardware:

MAXX Style Quick Release, Multi-Axis Mounting

Hardware for Hip Supports HCPCS code E1028

- MSHSLH Left mounted at Hip \$215
- MSHSLK Left mounted at Knee \$215
- MSHSRH Right mounted at Hip \$215
- MSHSRK Right mounted at Knee \$215

Swing Away Hardware for Hip Supports HCPCS code E1028

- SHSHLH Left mounted at Hip \$215
- SHSHLK Left mounted at Knee \$215
- SHSHRH Right mounted at Hip \$215
- SHSHRK Right mounted at Knee \$215

Extended Maxx Style Quick Release, Multi-Axis Mounting

Hardware for Hip Supports⁽²⁾ HCPCS code E1028

- EMQHLH Left mounted at Hip \$215
- EMQHLK Left mounted at Knee \$215
- EMQHRH Right mounted at Hip \$215
- EMQHRK Right mounted at Knee \$215

Lift Off Hardware for Hip Support

(Hip Position Only) HCPCS code E1028

- LOHL Left \$195
- LOHR Right \$195

POWER CENTER MOUNT FOOT PLATFORM

MUST BE COMPLETED	<i>Measurement in Inches</i>
<i>Knee to Heel:</i>	
<i>Cushion Thickness: (Subtract)</i>	
<i>Cushion Compression: (Add)</i>	
<i>Seat Pan to Footplate: (Total)</i>	

LNx Power Center Mount Foot Platform HCPCS code E1012

- LNxA 6" Articulation \$2,995
- LASPTF1 6" - 11" Seat pan to footplate

Options for 6" - 11" SPTF:

- ANFFP Narrow Aluminum Foot Platform
10" W x 10.75" D STD
- ALICP Individual calf pads
5.75" W x 3.75" H STD

- LASPTF2 10" - 14" Seat pan to footplate

Options for 10" - 14" SPTF:

- LIFPN Rubber coated footplate
10.5" W x 10" D STD
- LICP Individual calf pads
6" W x 8.5" H STD
- OPCP One Piece Flat Calf Panel(2) \$250
- LNXPF Plantar Flex Option
for LNx Foot platform(3) \$250

- LNxm 3" Articulation \$2,995

- LMSPTF1 6" - 11" Seat pan to footplate

Options for 6" - 11" SPTF:

- MNFFP Narrow aluminum Foot Platform
10" W x 10.75" D STD
- MLICP Individual calf pads
5.75" W x 3.75" H STD

Latitude Style Foot Platform

- LSFP Latitude Style Foot Platform(2) \$2,995
For Finished Knee to heel measurements of 6.5"-12"
- LSPFP Latitude Style Padded Foot Plate \$250

1. 3" ground clearance required.

2. Not available with XRO and XROE, or

3. Only available with Foot Platform Options.

1. Comes standard with Fixed Mount Hardware.

2. Recommended when finished seat cushion thickness will be greater than 3.5" high.

Ultra Low Mini CG Power Positioning System

Rovi X3 Base

Dealer Name: _____

Dealer Account Number: _____

PO #: _____

Tag: _____

MANUAL ELEVATING CENTER MOUNT LEGREST⁽¹⁾

- MECML Manual Elevating Center Mount Legrest
With Plantar Flex\$595

Select legrest set up position:

- 90SU Set at 90° (elevating range 90-40°) STD

Rubber Coated Footplate:

- MRCPN Rubber coated footplate 10.5" W x 10" D \$165

Select seat pan to footplate for Rubber Coated Footplate

- CSPTF1 11.5" - 15" N/C
- CSPTF2 14" - 19" N/C

Individual Footplates:

- IFSL Small - (5" x 7.5" deep) - Left \$165
- IFSR Small - (5" x 7.5" deep) - Right \$165
- IFML Medium - (5.5" x 9.5" deep) - Left \$165
- IFMR Medium - (5.5" x 9.5" deep) - Right \$165
- IFLL Large - (6" x 11.5" deep) - Left \$165
- IFLR Large - (6" x 11.5" deep) - Right \$165

Select seat pan to footplate for Individual Footplates

- CSPTF3 9.5" - 14.5" N/C
- CSPTF4 12" - 19" N/C

Optional:

- CICP Individual calf pads \$200

1. 3" ground clearance required

STANDARD FRONT RIGGING

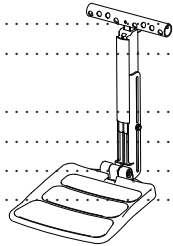
- FCMP Fixed Center Mount Platform⁽¹⁾ N/C
- FIFPN Comes with a rubber coated footplate
10.5" W x 10" D N/C

Select seat pan to footplate:

- FSPTF1 9" - 13" N/C
- FSPTF14 13" -19" N/C

Set at:

- FSA70 Set at 70° N/C
- FSA83 Set at 83° N/C
- FSA90 Set at 90° N/C
- FSA97 Set at 97° N/C



- I70SAF Invacare 70° Swingaway Footrests (pair) N/C
- I70-CF Comes with composite foot plates N/C

1. 3" ground clearance required

MANUAL CENTER MOUNT FRONT RIGGING

- MSFCMFP Maxx Style Fixed Center Mount
Foot Platform⁽¹⁾⁽²⁾ \$395
- MICP Comes standard with individual calf pads N/C

Select seat pan to footplate:

- MSPTF12 5" - 11" N/C

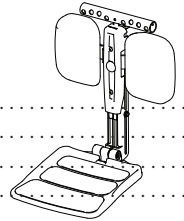
- MNAFP Comes with Narrow Aluminum Foot Plate
10" W x 10.75" D STD

- MSPTF13 8" - 13" N/C
- MSPTF14 13" -19" N/C

- MIFPN Comes with a rubber coated footplate
10.5" W x 10" D N/C

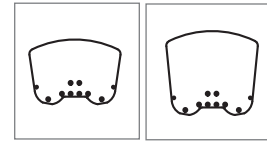
Set at:

- MSA70 Set at 70° N/C
- MSA83 Set at 83° N/C
- MSA90 Set at 90° N/C
- MSA97 Set at 97° N/C



1. Depth adjustable, and easy slide adjustment for seat pan to foot plate extension.
2. 3" ground clearance required.

FOOT PLATFORM OPTIONS FOR FIXED/LNX CMFP⁽¹⁾



- SFFP Small Foot Platform (12"w x 8.5"d) \$180
- MFFP Medium Platform (12"w x 10.75"d) \$180
- LFFP Large Platform (14.5"w x 13"d) \$250
- XLFFP Extra Large Platform (17"w x 13"d) \$250
- XXLFFP Extra Extra Large Platform (21"w x 13"d) \$250

1. May need to adjust leg position to avoid interference with front casters

Ultra Low Mini CG Power Positioning System

Rovi X3 Base

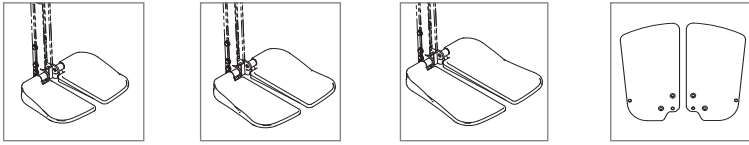
Dealer Name: _____

Dealer Account Number: _____

PO #: _____

Tag: _____

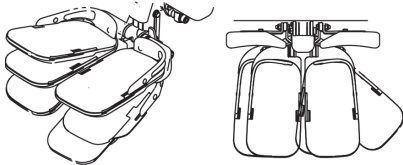
INDIVIDUAL FOOT PLATES FOR FIXED/LNX CMFP



- IFSL Small (5" W x 7.5" D) - Left \$165
- IFSR Small (5" W x 7.5" D) - Right \$165
- IFML Medium (5.5" W x 9.5" D) - Left \$165
- IFMR Medium (5.5" W x 9.5" D) - Right \$165
- IFLL Large (6" W x 11.5" D) - Left \$165
- IFLR Large (6" W x 11.5" D) - Right \$165
- Add:**
- TSSL Left Toe Strap Small 6.5" \$125
- TSSR Right Toe Strap Small 6.5" \$125
- TSML Left Toe Strap Medium 8.5" \$125
- TSMR Right Toe Strap Medium 8.5" \$125
- TSLL Left Toe Strap Large 10.5" \$125
- TSLR Right Toe Strap Large 10.5" \$125
- MFOL Multi-Axis Footplate (6"W x 10"D) - Left \$225
- MFOR Multi-Axis Footplate (6"W x 10"D) - Right \$225

1. Foot plates may interfere with casters in certain configurations

MAXX INDEPENDENT ADJUSTABLE POSITIONING



- 5.5" - 6" WIDTH ADJUSTMENT
- 9.5" - 11.5" DEPTH ADJUSTMENT
- UP TO 9° ADDUCTION
- UP TO 45° ABDUCTION

- MPFPL Maxx Independent Adjustable Positioning Foot plate⁽¹⁾ - Left \$200
- MPFPR Maxx Independent Adjustable Positioning Foot plate⁽¹⁾ - Right \$200
- MTSL Left Toe Strap (each) HCPCS code E0952 \$35
- MTSR Right Toe Strap (each) HCPCS code E0952 \$35

1. Foot plates may interfere with casters in certain configurations.

SWING AWAY LEGREST

- HD70 Heavy Duty 70° Swing Away Footrest(pair)⁽¹⁾ ... \$495

Select Receivers:

- RS Straight Receivers N/C
- RF Flared 1" Outward Receivers N/C
- RF2 Flared 2" Outward Receivers \$250

Select Seat Pan to Footplate:

- HSPTF11 Length: 6"-10" N/C
- HSPTF8 Length: 10"-14" N/C
- HSPTF2 Length: 12"-16" N/C
- HSPTF7 Length: 15"-19" N/C

- 90SWING Invacare 90° Swingaway Footrests with AT5543 Adjustable Angle Foot plates, Heel Loops and Impact Guards⁽²⁾ (Range 4.5"-7.5") \$450

Select Seat Pan to Footplate:


- ISPTF11 Seat pan to footplate 6"-10" N/C
- ISPTF8 Seat pan to footplate 11"-15" N/C
- ISPTF2 Seat pan to footplate 13"-17" N/C

1. Must choose footplate on page 9.

2. For optional Seat pan to footplate extensions on 90SWING you must order with Motion Concepts Foot plates

FOOTPLATES - SWING AWAY/ELEVATING LEGRESTS⁽¹⁾

HCPCS code K0040



Angle Adjustable Footplates

- AFSL Left Small Footplate (4.25"W x 8"D) \$165
- AFSR Right Small Footplate (4.25"W x 8"D) \$165
- AFML Left Medium Footplate (5.25"W x 8"D) \$165
- AFMR Right Medium Footplate (5.25"W x 8"D) \$165
- AFLL Left Large Footplate (6.25"W x 8"D) \$165
- AFLR Right Large Footplate (6.25"W x 8"D) \$165

Multi-Axis Adjustable Angle Footplates

- MFSL Left Small Footplate (4.25"W x 8"D) \$225
- MFSR Right Small Footplate (4.25"W x 8"D) \$225
- MFML Left Medium Footplate (5.25"W x 8"D) \$225
- MFMR Right Medium Footplate (5.25"W x 8"D) \$225
- MFLL Left Large Footplate (6.25"W x 8"D) \$225
- MFLR Right Large Footplate (6.25"W x 8"D) \$225

HEEL LOOPS, CUPS AND TOE STRAPS

- HLL Left Heel Loop (each) HCPCS code E0951 \$20
- HLR Right Heel Loop (each) HCPCS code E0951 \$20
- HCL Left Cup Loop (each) HCPCS code E0951 \$20
- HCR Right Cup Loop (each) HCPCS code E0951 \$20
- TSL Left Toe Strap (each) HCPCS code E0952 \$20
- TSR Right Toe Strap (each) HCPCS code E0952 \$20

Ultra Low Mini CG Power Positioning System

Rovi X3 Base

Dealer Name: _____

Dealer Account Number: _____

PO #: _____

Tag: _____

SINGLE-DUAL FUNCTION ELECTRONICS

- SFCB Single/Dual Function Electronics⁽¹⁾ STD
- Select Switch:
 - SPBSO Single Push Button
 - STO Single Toggle
 - DPBO Dual Push Button
 - OSO Omit Switch
- Optional:
 - RDE Reduced Drive for Elevating Seat⁽²⁾ \$400

- SFCBA Single/Dual Function Drive Control⁽¹⁾
- HCPCS code E2310 \$1,795
- Optional:
 - RDES Reduced Drive for Elevating Seat⁽²⁾ \$400

- DFCBD Dual Function Through Drive Control⁽¹⁾
- HCPCS code E2311 \$2,495
- Optional:
 - RDED Reduced Drive for Elevating Seat⁽²⁾ \$400

1. These electronics include drive lock-out and tilt limit.
 2. If reduced drive is not selected the system will be in drive lock-out when elevated.

MULTI- FUNCTION ELECTRONICS

- MFCBS Multi-Function through Switch⁽¹⁾ N/C
- Select Switch:
 - QPBO Quad Push Button N/C
 - FWT Four-Way Toggle Switch \$150
 - EWR 8-Way Rocker \$205
- Optional:
 - RDEM Reduced Drive for Elevating Seat⁽²⁾ \$400

- MFCBD Multi-Function M610 Through Drive Control⁽¹⁾ HCPCS code E2311 \$2,995
- Includes reduced drive for Elevating Seat

1. These electronics include attendant control, drive lock-out, tilt/recline limit and actuator speed control.
 2. If reduced drive is not selected system will be in drive lock-out when elevated.

ELECTRONIC SWITCH MOUNTING

- ESML Left Side (Armpad)
- ESMR Right Side (Armpad)
- ESMJL Joystick Left (Mounts to Joystick Bracket)
- ESMJR Joystick Right (Mounts to Joystick Bracket)
- ESMD Do not mount

ELECTRONICS OPTIONS

- ### Additional Switches⁽⁴⁾
- SPBSA Single Push Button \$150
 - STA Single Toggle Switch⁽³⁾ \$150
 - DPBA Dual Push Button⁽³⁾ \$150
 - QPBA Quad Push Button⁽¹⁾⁽³⁾ \$150
 - FWTA Four-Way Toggle Switch⁽¹⁾⁽³⁾ \$150
 - EWRA 8-Way Rocker⁽¹⁾⁽³⁾ \$205
 - TWRA 10-Way Rocker⁽¹⁾⁽³⁾ \$205
 - EWPA 8-Way Push Button⁽¹⁾⁽³⁾ \$255
 - 10WA 10-Way Switch⁽¹⁾⁽³⁾ \$255
 - ASL320R ASL Pulse Mechanical Switch - Red \$125
 - ASL320G ASL Pulse Mechanical Switch - Green \$125
 - ASL320BK ASL Pulse Mechanical Switch - Black \$125
 - SESG Stealth Egg Switch - Green \$135
 - SESB Stealth Egg Switch - Black \$135
 - FTSQ Feather Touch - Single Quarter Size \$295
 - FTMD Feather Touch - Dual Dime Size⁽¹⁾⁽³⁾ \$295
 - FTMQ Feather Touch - Quad Dime Size⁽¹⁾⁽³⁾ \$295

Specify Use for Additional Switch:

- STG Seating
- JM Joystick Mode⁽²⁾
- JOO Joystick On/Off⁽²⁾

Specify Mounting for Additional Switch:

- ESMLA Left Side (Armpad)
- ESMRA Right Side (Armpad)
- ESMJLA Joystick Left (Mounts to Joystick Bracket)
- ESMJRA Joystick Right (Mounts to Joystick Bracket)
- ESMDA Do not mount

Miscellaneous

- S46R Single to Dual Switch Adapter \$265
- Allows for dual use of a single switch
- M616S M616 Converter⁽¹⁾ HCPCS code E2399 \$125
- Allows up to 4 mono phono switches into Multi-Function box
- LJS Lazarus Jump Starter HCPCS code A9270 \$150
- APPS Accessory Port Power Supply⁽¹⁾ (3 amp capacity) \$195
- TPSMH 12 Piece Switch Mounting Hardware Kit (additional kits) \$39

1. Not available with Single-Dual Function Electronics.
 2. Not available with Joysticks D50677, D50680, D51108, D51122S
 3. Not available for Joystick Mode or Joystick On/Off. Must Select Seating (STG)
 4. If system requires more than (1) Additional Switch, please contact customer service.

Ultra Low Mini CG Power Positioning System

Rovi X3 Base

Dealer Name: _____

Dealer Account Number: _____

PO #: _____

Tag: _____

ACCESSORIES

<input type="checkbox"/>	MUSB	Motion Dual USB Charger	N/C
<input type="checkbox"/>	UCH	Universal Cup Holder ⁽¹⁾⁽⁵⁾	\$35
<input type="checkbox"/>	SPH	Smart Phone Holder ⁽¹⁾	\$50
<input type="checkbox"/>	PH	X-Grip Phone Holder	\$75
<input type="checkbox"/>	AMC	Accessory Mount with Clip (QTY ____) ⁽²⁾	\$50
<input type="checkbox"/>	CRVMR	Rear View Mirror Right Mounted	\$45
<input type="checkbox"/>	CRVML	Rear View Mirror Left Mounted	\$45
<input type="checkbox"/>	TAG571850	Wheelchair Cover ⁽²⁾	\$105
<input type="checkbox"/>	HK	Hydration Kit ⁽²⁾	\$250
<input type="checkbox"/>	MUB	Medical Utility Bag w/ Mounting Hardware.	\$250
<input type="checkbox"/>	THS	Transfer Handles 4" - 6.5"	\$350
<input type="checkbox"/>	THL	Transfer Handles 9" - 11.5"	\$350
<input type="checkbox"/>	FFLTL	Flip and Fold Away 1/2 Lap Tray Left Mounting(14"W x 10"D) ⁽²⁾⁽³⁾⁽⁴⁾	\$795
<input type="checkbox"/>	FFLTR	Flip and Fold Away 1/2 Lap Tray Right Mounting(14"W x 10"D) ⁽²⁾⁽³⁾⁽⁴⁾	\$795
<input type="checkbox"/>	CFH	Flag Holder ⁽²⁾	\$65
<input type="checkbox"/>		Left Mount	
<input type="checkbox"/>		Right Mount	
<input type="checkbox"/>	CSCC	Cane and Crutch Holder	\$395
<input type="checkbox"/>		Left Mount	
<input type="checkbox"/>		Right Mount	

- 1. Not available with OMNI2
- 2. Not available with XRO, XROE brackets
- 3. Not available on joystick side and only available with a flat arm pad or modular arm pad. Not available with Outback Cantilever Arms.
- 4. The maximum weight capacity of the tray is 10 lbs.
- 5. Not available on the joystick side

REAR STORAGE BASKET⁽¹⁾⁽²⁾

<input type="checkbox"/>	RSB	Removable Rear Storage Basket.	\$1,295
		<i>Exterior dimensions: 18"W x 6"H x 7"D</i>	
		<i>Interior dimensions: 17.8"W x 6"H x 6.8"D</i>	
		<i>Interior capacity: 3 gallon</i>	
		<i>Max Load: 20 lbs</i>	

- 1. Tall items extending beyond the basket's height may be damaged upon tilting.
- 2. Not available with XRO, XROE brackets

BATTERIES

<input type="checkbox"/>	M34 SLD G	MK Group 34 Battery (ea) Quantity() HCPCS code E2359	\$305
--------------------------	-----------	--	-------

INSTALLATION

<input type="checkbox"/>	MBI	Motion Concepts Installation ⁽¹⁾	N/C
--------------------------	-----	---	-----

- 1. Batteries may be required if items on Accessories order form are selected at time of installation, please call to confirm.

NOTES

RETAIL \$

SUBMIT

PRINT FORM **SAVE** **CLEAR FORM**